

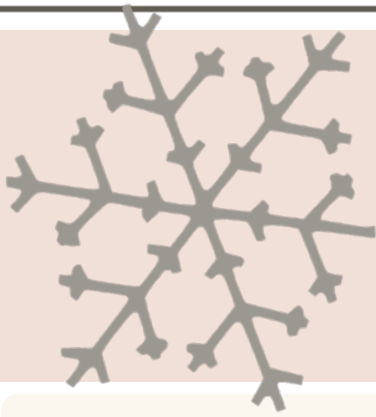
JANUARY

Kindergarten 2024

MON	TUE	WED	THU	FRI
1	2	3	4	5
Christmas Break – Happy New Year!				
8 Welcome Back!	9	10 Early Out 2:15p Hat Day!	11 Cinderella Musical Theatre performance	12 Alex's S&T MW
15 Adoration Mass Autumn's S&T	16 Prairie Gardens field trip 10am	17 Prairie Gardens field trip 10am	18 Cameron's S&T	19 Collins' S&T TTH
22 Haidyn's S&T	23 Elijah's S&T	24 Jian's S&T	25 Finn's S&T	26 Grade 4 Bingo Night Kanon's S&T MW
29 Alien In-Line Skating	30 Manuel's S&T	31 PD Day-School Closed	Alien In-Line Skating	
Kinsley's S&T			Kelia's S&T	Carter's S&T TTH

Important Information

- Our grade 4s are holding a **bottle drive on January 13** and **Bingo Game Night on January 26** to raise funds for their Drumheller field trip.
- Looking ahead: Teacher's Convention Feb. 8, 9; PD Day Feb 16



JANUARY

Kindergarten 2024

UPCOMING EVENTS

Jan 10

Early out (2:15pm) + Hat Day

Jan 11

Cinderella Musical Theater Performance

Jan 13

Grade 4 Fundraiser Bottle Drive

Jan 15

Adoration Mass

Jan 16 & 17

Prairie Gardens Winter Field Trip

Jan 26

Grade 4 Fundraiser Bingo Night

Jan 29-Feb 2

Alien In-line Skating

Jan 31

PD Day – School Closed

NOTES

Alien In-Line Skating

January 29-Feb 2 we are hosting alien in-line skating. Students are encouraged to bring their own CSA-approved helmet, though helmets are provided if students aren't able. All other equipment will be provided.

Prairie Gardens Field Trip

January 16 & 17 we will be going to Prairie Gardens to learn about farm life in the winter. Students must be dressed for the weather to enjoy this field trip.

Show and Tell Theme

For this round of show and tell, I'd like to invite students to bring in their **favorite book** to share with their classmates!

ISO large cardboard boxes or pieces

If you have some to donate to the classroom, we would love to have them mid-January for building and creating!

OUR LEARNING

Welcome Back!

This month we will continue our journey through letter sounds and working to combine those sounds/letters into words. We will be looking at high frequency words and decoding other CVC words. We have also been learning about reading starting from the top and left and looking at punctuation at the end of a sentence. While reading with your child, model this skill by tracking with your finger.

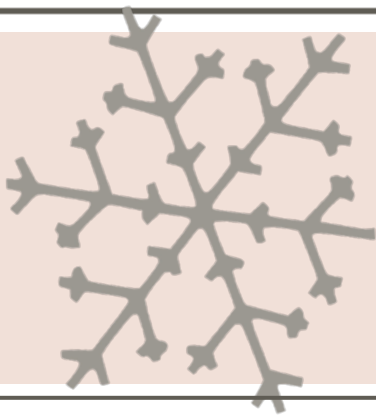
We are continuing to look at numbers, including representing and subitizing, and beginning to consider composing and decomposing. We will also explore shapes: seeing shapes in our environment and describing them (flat, round, small, short, etc.). Students have been enjoying our daily number talks and playing math games.

In religion, we are discussing Epiphany and the wisemen's visit to Mary, Joseph and Jesus, as well as Adoration-introducing students to the Tabernacle and Monstrance.

FINE MOTOR SKILLS

For the second portion of the year, we will have a big focus on writing and fine motor skills. To promote excellent fine motor control for writing, please encourage your child to use a mature grasp (pictured on next page) when they are writing/coloring at home. If you find your child is defaulting to a less efficient grasp, using small writing implements (crayons broken in half or smaller) can encourage a better one.



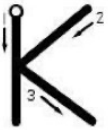

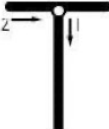


Other strategies to improve fine motor skills for writing (without overdoing printing practice) include writing/drawing on a vertical surface, using a variety of writing implements (q-tip with paint, chalk, scratch paper with toothpicks), play dough, using scissors or even ripping paper!




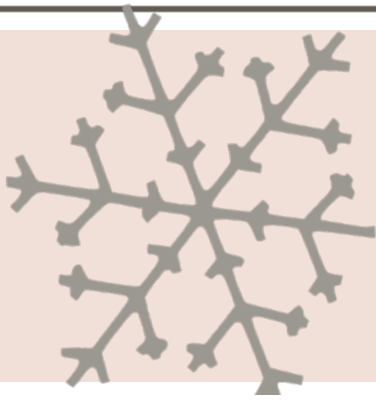
JANUARY

Kindergarten 2024

This chart illustrates proper letter formation. This is important for when students start writing more, faster—having their pencil stroke end as close to the beginning of the next letter as possible, allows for faster and more precise writing! Setting students up with excellent habits will make this easier in higher grades! Lowercase letters are on the next page.











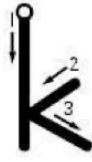















						
Slide back • • slide down • across the middle	Down • little curve close • little curve close	Around • leave open	Down • big curve • close	Down • across the top • middle • bottom	Down • across the top • across the middle	Around • open • straight back
						
Down • down • across the middle	Down • across the top • across the bottom	Down • curve back • across the top	Down • • slide back • slide forward	Down • across the bottom	Down • • slide down • slide up • down	Down • • slide down • straight up
						
Around • close	Down • little curve • close	Around • close • slide down	Down • • curve close • slide down	Curve back • curve forward	Down • • across the top	Down • curve up
						
Slide down • slide up	Slide down • up • down • up	Slide down • • slide back	Short slide down • • short slide back • straight down	Across the top • slide back • across the bottom		





JANUARY

Kindergarten 2024

						
Around • close • down	Down • up • curve • close	Around • leave open	Around • close • up • down	Forward • around	Around • down • across	Around • close • dig • curve
						
Down • up • curve	Down • dot	Down • dig • curve • dot	Down • slide back • slide forward	Down	Down • up • curve • curve	Down • up • curve
						
Around •	Down • dig • up • curve • close	Around • close • dig • slide up	Down • up • curve	Curve	Down •	Down •
						
Slide down • up	Slide down • up • down • up	Slide down • • slide back	Slide down • • slide back • dig	Forward • slide back • forward		